

National Hospice Dataset Results: Using Data in New Ways
 NHPCO 21st Management and Leadership Conference
 September 2006

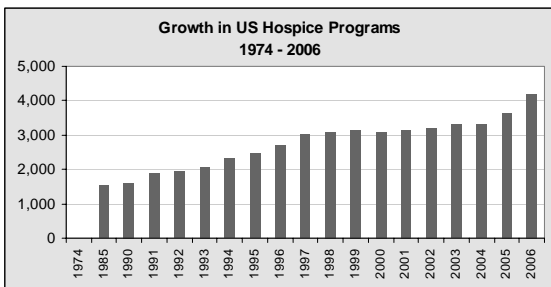
FY2005 Participation

- ~1200 agencies provided partial or complete surveys
 - Individual agency submissions **38 Iowa Agencies**
 - Corporate/multiple-site submissions
 - State hospice association and state government submissions
- ~1500 additional agencies provided top-line agency demographics (from NHPCO 2005 member survey) **IA not yet available**
- Most participants are NHPCO members, but FY2005 did see an increase in non-member home health agencies with hospices

Agency Trends Holding Steady in 2005

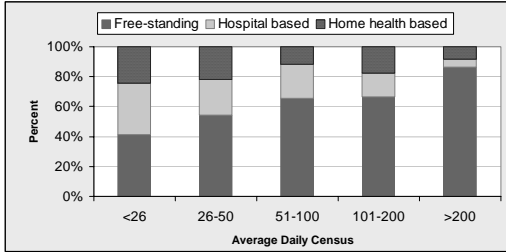
- Growth in U.S. hospices is continuing **26% Free**
- More than half of reporting agencies are free-standing facilities **59% Hospital**
15% HH
- Nearly two-thirds are not-for-profit **74%**
- Most participants are Medicare certified and accredited by either ACHC, CHAP, JCAHO, or their state. **All Certified**
72% Not accredited

Growth in Hospice Sites Continues: 500 new sites



National Hospice Dataset Results: Using Data in New Ways
 NHPCO 21st Management and Leadership Conference
 September 2006

Larger agencies are less likely to be hospital or home health based



What Percent of the Dying are Served by Hospice?

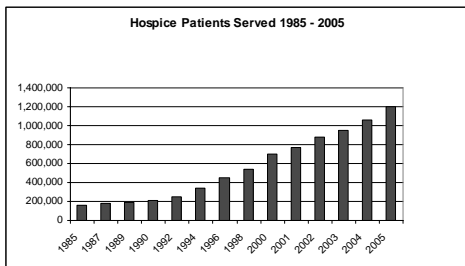
- Percent of decedents enrolled in hospice during the last six months of life (Dartmouth Atlas)

Average for 1999 – 2003 = 26.45%

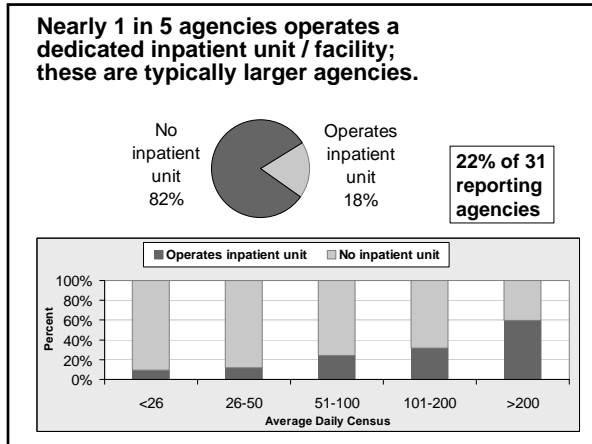
Know this data for your area!

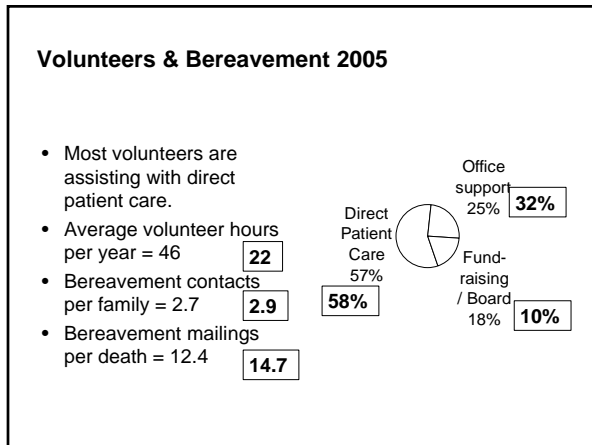
- NHPCO Projection
 - In 2005 one-third of all deaths from all causes were cared for by hospice!
- Hospices served 1.2 Million patients in 2005
 - 800,000 deaths (1/3 of all deaths)
 - 200,000 patients admitted in 05 carried over to 06
 - 200,000 patient non-death discharges

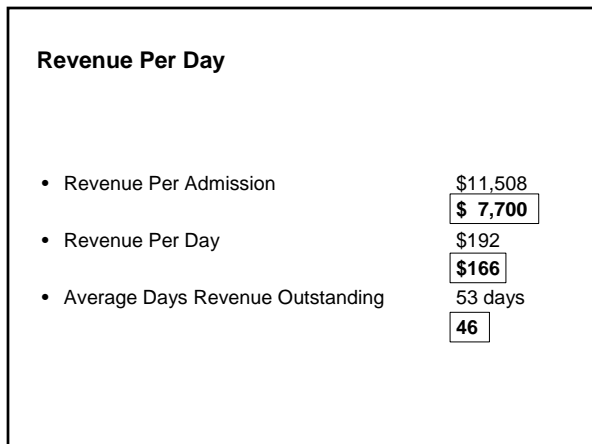
Hospice Patients Served Continues to Grow – now over 1.2 million



National Hospice Dataset Results: Using Data in New Ways
 NHPCO 21st Management and Leadership Conference
 September 2006



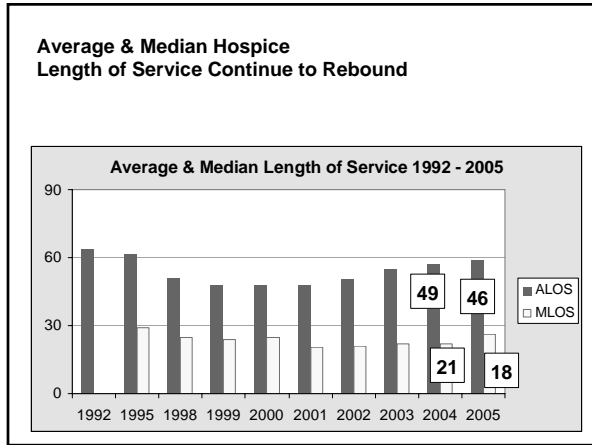


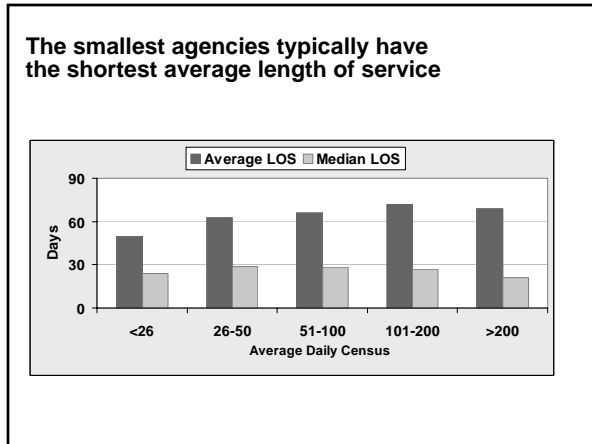


National Hospice Dataset Results: Using Data in New Ways
 NHPCO 21st Management and Leadership Conference
 September 2006

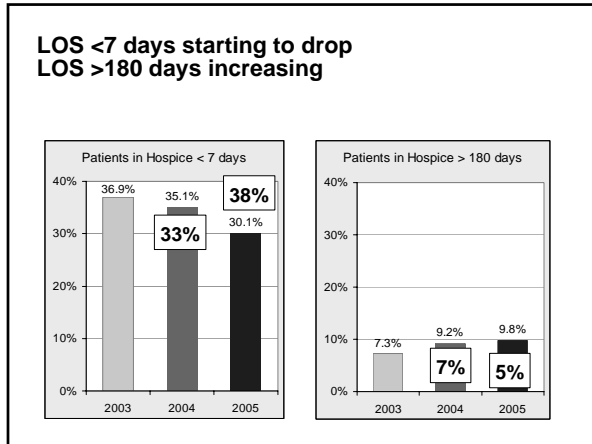
Payer Mix

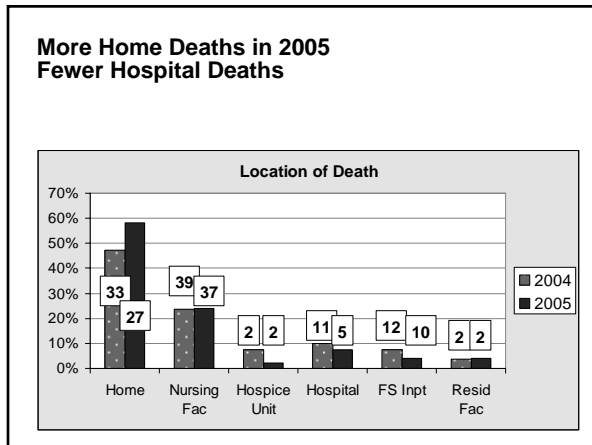
	Pts Served		Pt Days	
• Medicare	84%	87%	87%	88%
• Medicaid	4%	4%	4%	3%
• Private Ins.	9%	9%	7%	7%
• Self Pay	1%	<1%	0%	<1%
• Uncompensated	1%	<1%	1%	<1%
• Other	1%	<1%	1%	<1%

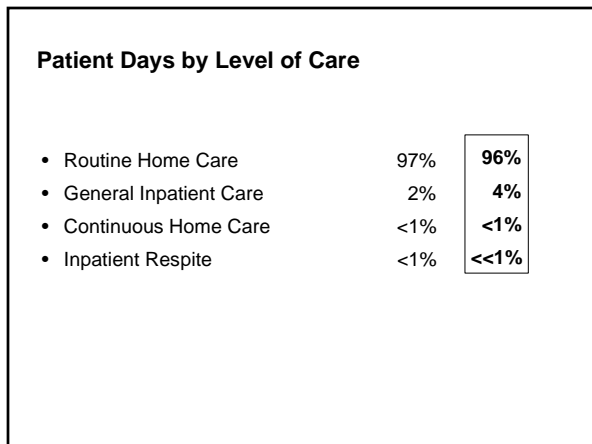




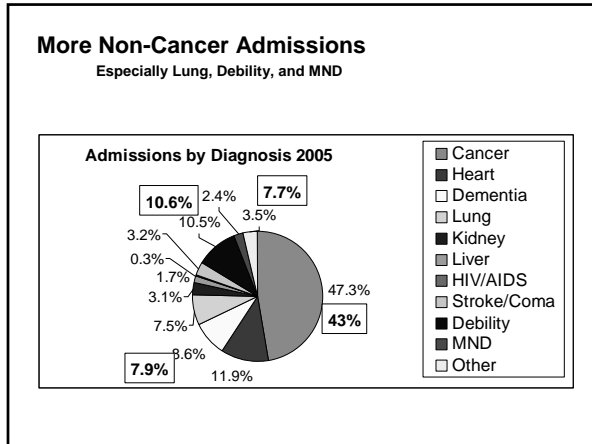
National Hospice Dataset Results: Using Data in New Ways
 NHPCO 21st Management and Leadership Conference
 September 2006

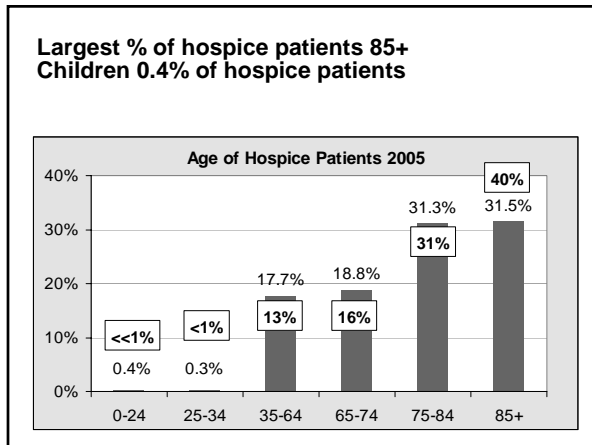






National Hospice Dataset Results: Using Data in New Ways
 NHPCO 21st Management and Leadership Conference
 September 2006





Moving forward with NDS

National Hospice and Palliative Care Organization

National Hospice Dataset Results: Using Data in New Ways
NHPCO 21st Management and Leadership Conference
September 2006

Where do we go from here?

- FY2005 Summary reports to be released in Fall 2006
- Supplemental analysis of CMS cost report data
- FY2006 data collection form available in early 2007
 - Enhanced instruction packet
 - Elimination of redundant calculations
 - Streamlining data collection efforts
- Stay tuned to NHPCO's *NewsLine* and *NewsBriefs* for important announcements

Challenges

- Data quality and consistency across agencies and states
- Adapting to meet the data reporting needs of the smallest and largest agencies
- Coordination of state data collection initiatives with NHPCO

Any questions/comments regarding NHPCO's National Data Set should be directed to: "nds@nhpco.org".

Please visit the NHPCO NDS Web page (www.nhpco.org/nds) for updates.